



SPORTS BETTING INTELLIGENCE REPORT

GAME RECAP

Gold City vs River Hawks

✓ CERTIFIED 100% PBIR DATA SCORE

Sample Report · generic data · no real teams or players

HOW TO READ THIS REPORT

Every number here is a **result** — a measure of what happened on the floor, graded by the PBiR engine across every possession. Nothing here is a pick, a prediction, or advice. Higher PBiR score = bigger measured impact. You decide what to do with it.

PBIR SCORE

0–100 read of measured impact — the engine's single-number summary.

POSSESSION EDGE

Which side controlled possessions and efficiency.

MINUTE INDEX


Where the runs and swings happened across the game.

PLAYER IMPACT

Who actually moved the game — rated by PBiR, not by name.

The exact scoring method behind these numbers is proprietary and never shown. You see results — counts, scores, rankings — only.

GAME SUMMARY



Gold City vs River Hawks graded possession by possession. The figures below summarize measured impact — not a forecast of any future game.

Possessions graded	184	Lead changes	11
Biggest run	14-2	Possession edge	Gold City

Read it as a picture of what happened, not a tip on what's next.

Sports Betting Intelligence AI, powered by PBIR — information only. Not a sportsbook. No picks, no predictions, no guarantees. Results shown are what happened on the floor. You make your own decisions. 21+. 1-800-GAMBLER. **SAMPLE / PREVIEW — generic data, no real teams.**

PLAYER IMPACT — TOP 6

Ranked by PBiR score. Results only.

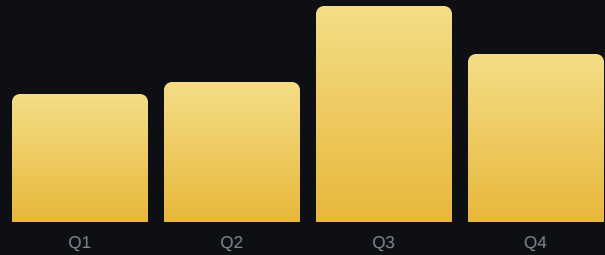
#	PLAYER / TEAM	PBIR	TREND
1	Player One Gold City	91	▲ +3
2	Player Two River Hawks	84	▲ +1
3	Player Three Gold City	79	▼ -2
4	Player Four River Hawks	74	▲ +4
5	Player Five Gold City	68	—
6	Player Six River Hawks	61	▲ +2

POSSESSION EDGE

Gold City

+14 measured edge over 184 possessions

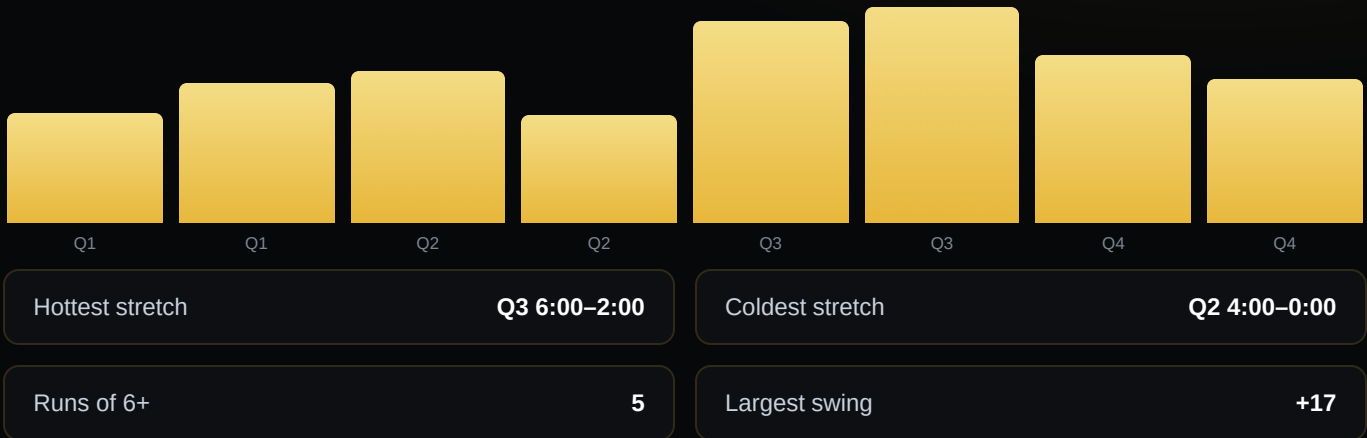
IMPACT BY QUARTER



Every score above is a measured result from this sample game — not a pick, a projection, or advice. You decide.

MINUTE INDEX — MOMENTUM

Where the game swung. Taller = more measured impact in that stretch.



Momentum is a record of what already happened, minute by minute. It is information — never a prediction of the next game.

Sports Betting Intelligence AI, powered by PBIR — information only. Not a sportsbook. No picks, no predictions, no guarantees. Results shown are what happened on the floor. You make your own decisions. 21+. 1-800-GAMBLER. **SAMPLE / PREVIEW — generic data, no real teams.**

KEY TAKEAWAYS

- ▶ Gold City controlled the possession battle, winning the measured edge by 14.
- ▶ Player One posted the game's top PBiR score (91) across all 184 possessions.
- ▶ The Q3 6:00–2:00 stretch was the hottest by Minute Index.
- ▶ River Hawks' Player Four trended up (+4) despite the team result.
- ▶ All figures are measured results from this sample game — not a prediction.

Sports Betting Intelligence AI, powered by PBiR — information only. Not a sportsbook. No picks, no predictions, no guarantees. Results shown are what happened on the floor. You make your own decisions. 21+. 1-800-GAMBLER. **SAMPLE / PREVIEW — generic data, no real teams.**